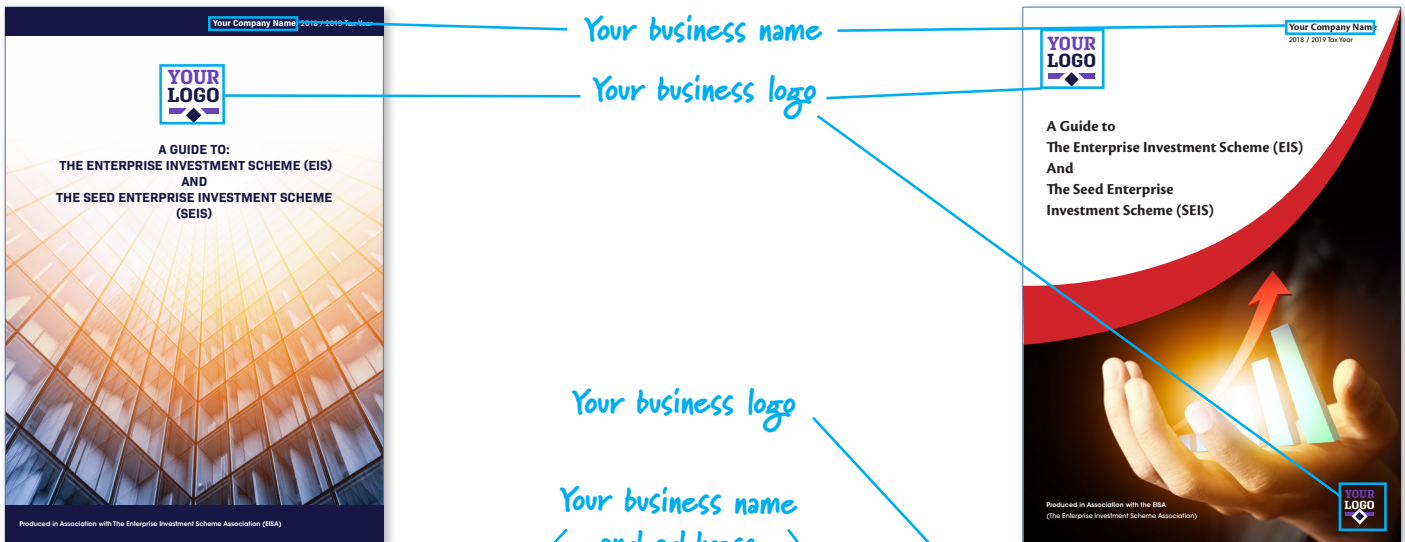


BRANDING INSTRUCTIONS

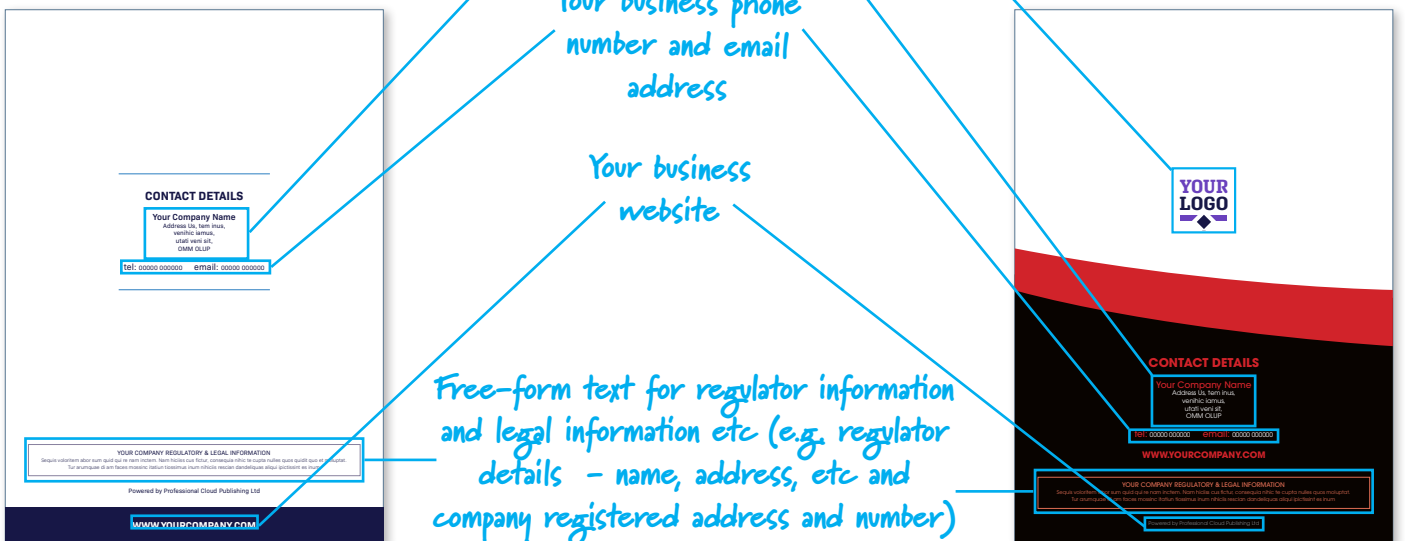
Please find below instructions on how to personalise the guide with your brand. You will be able to provide everything needed to personalise the document as part of the order process. Please go to www.eisguide.pcpl.tech where you can complete your order and also find the Information Request Form to personalise the Guide. On the form, you will be able to do the following:

1. Choose the cover you would like on your guide from the different options available.
2. Prepare the information needed to personalise the front and back cover of the guide - see illustrations that follow.
3. Upload a high quality JPEG, PNG, or EPS version of your logo.
4. Personalise the front and back covers with your brand and business details as per the illustrations below.
5. If required, you can also optionally personalise the inside cover pages as shown on the next page.

Front Cover Examples



Back Cover Examples



All diagrams are for illustration purposes and are not a representation of the final product.


Inside Front Cover (Optional Text)



Optional Heading
- e.g. About Us
or Welcome

Optional Free-form Text
(up to 300 words)

Inside Back Cover (Optional Text)



Optional Heading -
e.g. The Way Forward

Optional Free-form Text
(up to 300 words)

All diagrams are for illustration purposes and are not a representation of the final product.

Please contact us if you need further information or if you have any queries.

@ info@pcpl.tech ☎ +44 (0) 1908 566800 4 The Willows, Mill Farm Courtyard, Beachampton, Milton Keynes, MK19 6DS

www.eisguide.pcpl.tech

Professional Cloud Publishing Ltd Directors: Michael Aaron, Stephen Aaron (co. sec) Registered in England and Wales No. 08728908
Registered Office: 4 The Willows, Mill Farm Courtyard, Beachampton, Milton Keynes MK19 6DS UK